

PORCELAIN PAVERS



QUICK SHIP
AVAILABLE




BUILDING MATERIALS

COLOR FAMILY: Grey

SRI RATING: 43

VARIATION:



V3

THICKNESS: 2CM

SIZES: 12x24 in, 30x60 cm

24x24 in, 60x60 cm



Fusa Ash

PIETRA
STONE LOOK

Fusa Ash porcelain pavers capture the look of antiqued grey limestone with darker tonal accents and natural V3 variation. Ideal for hospitality spaces, terraces, and luxury landscapes.



Paver Defense™



Wind Uplift

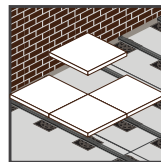
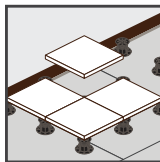
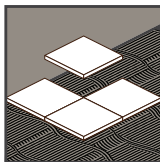
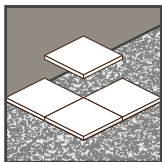

GRASS
& TURF

SAND
& GRAVEL

CONCRETE
& THINSET

BUZON
PEDESTALS

ALUMINUM
JOISTS



Grating Panels



Buzon®

CONTACT US FOR

PRICING AND SAMPLES

SALES@HDGBUILDINGMATERIALS.COM

(503) 360-9551

